
























Model Programs of Study in Health Sciences

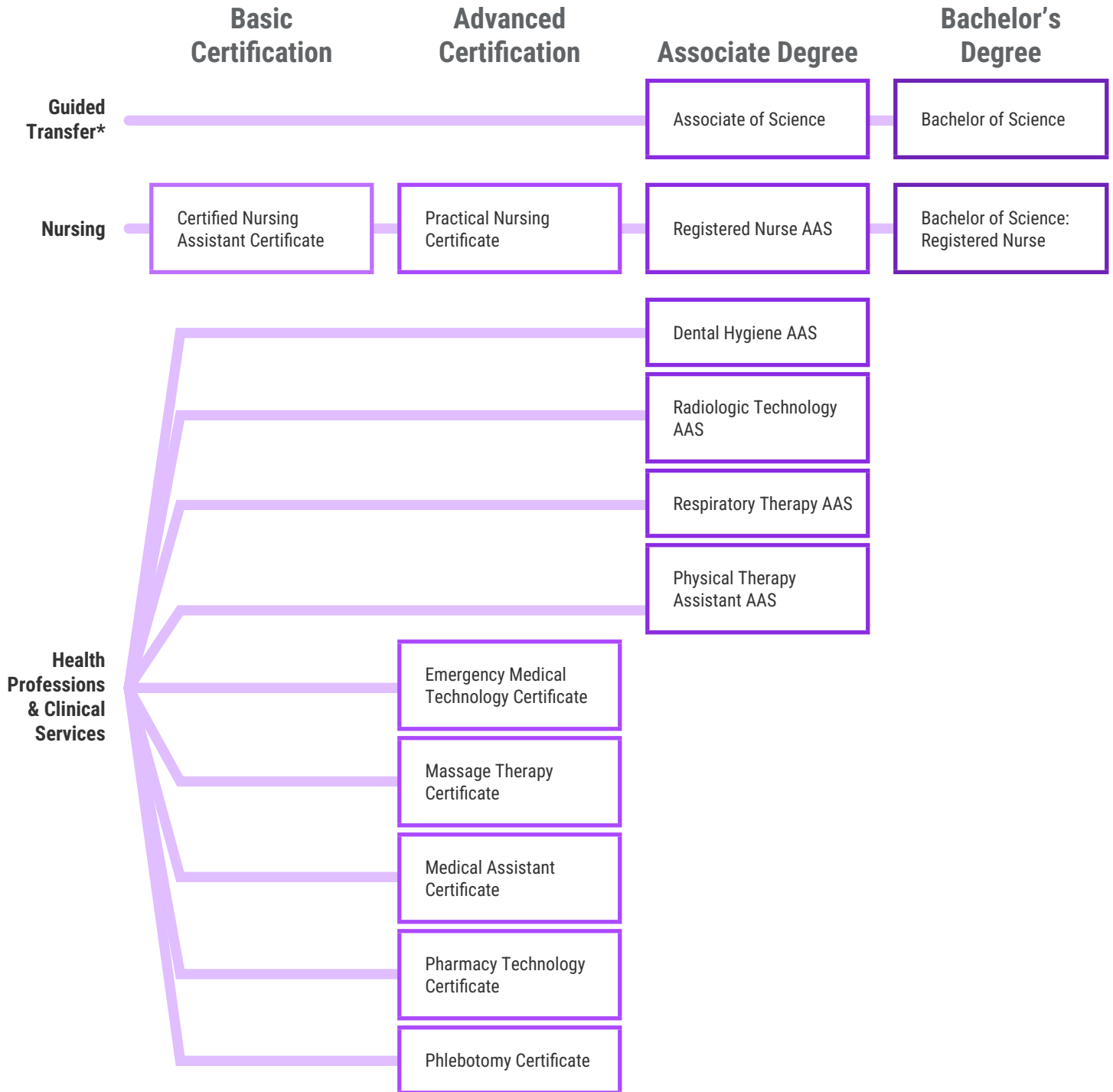
Recommended Courses

	GRADES 9–10 Orientation	GRADES 10–12 Skill Development	GRADE 12 Capstone	 1ST YEAR* Postsecondary
Health Sciences	<p>Choose 1:</p> <ul style="list-style-type: none"> • Orientation to Health Occupations • Health Occupations Introductory Skills Development 	<p>Medical Terminology </p> <p>Introduction to Anatomy and Physiology </p>	<p>Choose 1 program:</p> <ul style="list-style-type: none"> • Certified Nursing Asst.  • Pharmacy Technician  • Other Credential  	<p>Continue AS or AAS course sequence</p>
Work-Based Learning	Career Exploration (2)	Choose 1: Career Development Experience or Youth Apprenticeship		
	Team-Based Challenge (2); may be offered through <i>Career and Technical Student Organizations</i>			
Math	<p>Math sequence: highest-level course possible</p>	<p>Math sequence: highest-level course possible</p>	<p>Choose 1:</p> <ul style="list-style-type: none"> • Transitional Math: Quantitative Literacy Statistics • Pre-Calculus • Calculus  • General Ed. Math  	<p>General Ed. Math* </p>
English	<p>English sequence</p>	<p>English sequence</p>	<p>Choose 1:</p> <ul style="list-style-type: none"> • English Composition  • Transitional English 	<p>Choose 1:</p> <ul style="list-style-type: none"> • English Composition  • Oral Communication 
Science	<p>Science sequence</p>	<p>Biology </p>	<p>Chemistry </p>	<p>Biology for Science Majors </p> <p>General Chemistry* </p> <p>Anatomy & Physiology I & II</p> <p>Microbiology</p>
Social Science	<p>Social science sequence</p>	<p>Social science sequence</p>	<p>Psychology </p>	<p>Psychology </p> <p>Sociology </p>

KEY:  AP or dual credit course  Dual credit course  College & Career Pathway Endorsement
 Dual credit course with IAI  Postsecondary course with IAI

* If credit was already earned through an early college course, take the next requirement in the sequence or, if none, additional AAS or major courses

Postsecondary Opportunities



* Pre-Professional Programs in Pharmacy, Medicine, Physical Therapy, Speech-Language Pathology

Selected Occupations, Wages, and Job Growth

Program	Typical Job(s)	Living Wage Potential*	Median Hourly Wage**	IL Growth: Change over 10 years ***	IL Annual Job Openings***	Typical Educational Requirements
Guided Transfer	Pharmacist	High	\$65.78	1.0%	438	Doctoral or Professional Degree
	Speech-Language Pathologists	High	\$39.76	19.7%	639	
	Physical Therapist	High	\$50.08	10.0%	496	
Nursing	Nursing Assistants	Low	\$18.41	2.0%	7,040	Postsecondary Certificate
	Licensed Practical and Licensed Vocational Nurses	Medium	\$29.62	3.0%	1,552	
	Registered Nurses	High	\$39.43	5.0%	7,870	Bachelor's Degree
	Nurse Practitioners	High	\$62.33	44.0%	902	Doctoral or Professional Degree
Other Health Professions and Related Clinical Services	Dental Hygienists	High	\$39.72	12.3%	585	Associate Degree
	Radiologic Technologists	Medium	\$32.42	5.0%	668	
	Respiratory Therapists	Medium	\$33.12	18.7%	314	
	Physical Therapist Assistant	Medium	\$32.76	21.3%	586	Postsecondary Certificate
	Paramedic	Medium	\$23.45	12.7%	1,050	
	Emergency Medical Technicians	Low	\$18.69	12.7%	1,050	
	Massage Therapist	Medium	\$30.59	23.4%	868	
	Pharmacy Tech	Low	\$19.16	11.3%	1,750	
	Medical Assistant	Low	\$19.61	11.5%	2,955	
Phlebotomists	Low	\$20.36	16.6%	744		

* Living wage potential is based on MIT's Living Calculator (livingwage.mit.edu) for Illinois in 2024. Occupations with median salaries higher than the living wage for 1 adult + 1 child (\$39.63/hour) are considered as having a "high" living wage potential. Occupations with median salaries only higher than the living wage of 1 adult, no children (\$22.86/hour) are considered as having a "medium" living wage potential, and occupations with median salaries below the living wage of 1 adult, no children (less than \$22.86/hour) are considered as having a "low" living wage potential.

** Illinois Department of Employment Security (2022). Wage Information: Occupational Employment and Wage Statistics (Statewide). Retrieved April 2, 2024, from ides.illinois.gov/resources/labor-market-information/oews.html

*** Illinois Department of Employment Security. Employment Projections (Long-Term Occupational Projections 2020-2030). Retrieved April 2, 2024, from ides.illinois.gov/resources/labor-market-information/employment-projections.html