

































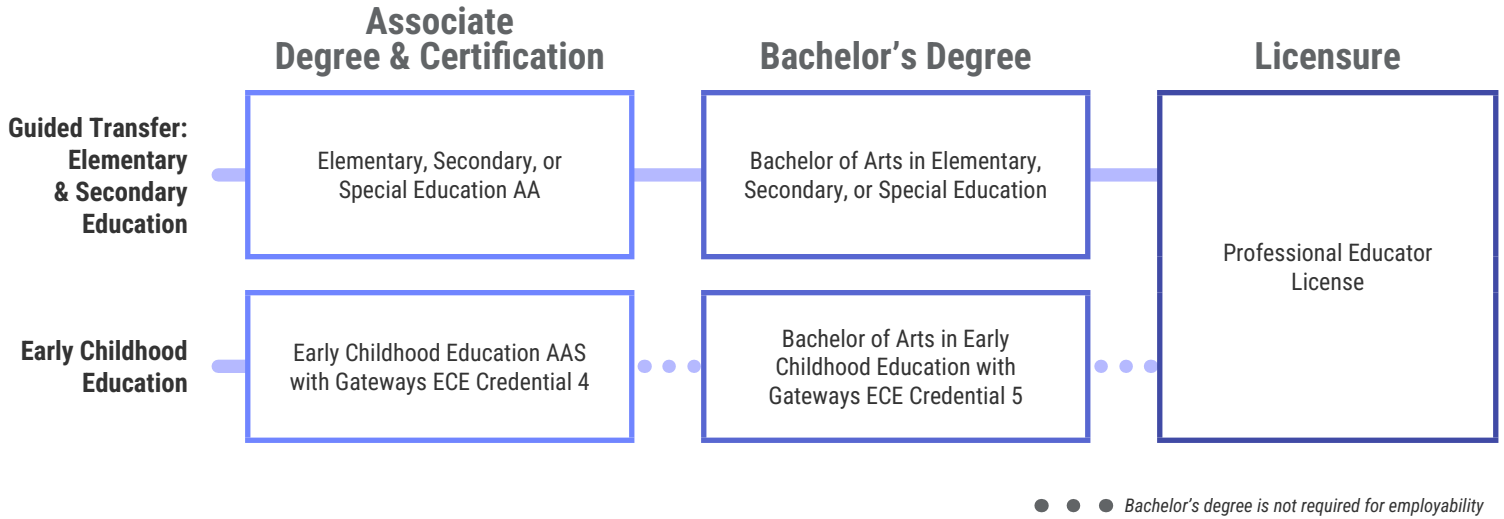
# Model Programs of Study in Education

## Recommended Courses

	GRADES 9–10 <b>Orientation</b>	GRADES 10–12 <b>Skill Development</b>	GRADE 12 <b>Capstone</b>	 <b>1ST YEAR*</b> <b>Postsecondary</b>
<b>Guided Transfer: Elementary &amp; Secondary Education</b>		<i>Choose 1–2:</i> <ul style="list-style-type: none"> <li>Introduction to Education </li> <li>Educational Methodology</li> </ul>	<i>Choose 1:</i> <ul style="list-style-type: none"> <li>Diversity in Education </li> <li>Education Workplace Experience</li> </ul>	Child Growth and Development  The Exceptional Child  Educational Psychology
<b>Early Childhood Education</b>	Foundations to Teaching	<i>Choose 1:</i> <ul style="list-style-type: none"> <li>Health, Safety, &amp; Nutrition </li> <li>Course aligned with a Gateways ECE Level 2 Credential  </li> </ul>	<i>Choose 1:</i> <ul style="list-style-type: none"> <li>Human Growth &amp; Development</li> <li>Child Growth &amp; Development </li> </ul>	Child Growth and Development*  The Exceptional Child  Educational Psychology Gateways ECE Credentials coursework 
<b>Work-Based Learning</b>	Career Exploration (2)	<i>Choose 1: Career Development Experience or Youth Apprenticeship</i>		
	Team-Based Challenge (2); may be offered through <i>Career and Technical Student Organizations</i>			
<b>Math</b>	<i>Math sequence: highest-level course possible</i>	<i>Math sequence: highest-level course possible</i>	<i>Choose 1:</i> <ul style="list-style-type: none"> <li>Transitional Math: Quantitative Literacy Statistics</li> <li>Pre-Calculus</li> <li>Calculus </li> <li>General Ed. Statistics </li> </ul>	<i>Choose 1:</i> <ul style="list-style-type: none"> <li>General Ed. Statistics* </li> <li>Mathematics for Elementary Teaching I &amp; II </li> </ul>
<b>English</b>	<i>English sequence</i>	<i>English sequence</i>	<i>Choose 1:</i> <ul style="list-style-type: none"> <li>Transitional English</li> <li>English Composition </li> </ul>	<i>Choose 1:</i> <ul style="list-style-type: none"> <li>English Composition* </li> <li>Oral Communication </li> </ul>
<b>Science</b>	<i>Science sequence</i>	<i>Science sequence</i>	<i>Science sequence</i>	<i>Science sequence</i>
<b>Social Science</b>	<i>Social science sequence</i>	US History  US Government & Politics 	Psychology 	Psychology*  Sociology 
<b>Foreign Language</b>	<i>Language sequence</i>	<i>Language sequence</i>	<i>Language sequence</i> 	

KEY:  AP or dual credit course     Dual credit course     College & Career Pathway Endorsement     Seal of Biliiteracy  
 Dual credit course with IAI     Postsecondary course with IAI     Course prepares for industry credential

\* If credit was already earned through an early college course, take the next requirement in the sequence or, if none, additional AAS or major courses



## Selected Occupations, Wages, and Job Growth

Program	Typical Job(s)	Living Wage Potential*	Median Annual Wage**	IL Growth: Change over 10 years ***	IL Annual Job Openings***	Typical Educational Requirements
Guided Transfer: Elementary & Secondary Education	<a href="#">Education Administrators, Elementary-Secondary</a>	High	\$104,261.00	3.2%	886	Master's Degree
	<a href="#">Elementary School Teachers†</a>	Medium	\$64,582.00	2.7%	4,053	Bachelor's or Master's Degree
	<a href="#">Middle School Teachers†</a>	Medium	\$64,200.00	2.8%	1,556	
	<a href="#">Secondary School Teachers†</a>	Medium	\$65,471.00	3.0%	2,848	
	<a href="#">Special Education Teachers, Elementary School</a>	Medium	\$65,155.00	3.3%	844	
	<a href="#">Instructional Coordinators</a>	Medium	\$67,238.00	5.6%	747	
Early Childhood Education	<a href="#">Education and Childcare Administrators, Preschool and Daycare</a>	Medium	\$49,335.00	8.4%	247	Bachelor's or Master's Degree
	<a href="#">Preschool Teachers†</a>	Low	\$36,756.00	16.4%	2,612	Associate Degree

† Except special education, Career and Technical Education, or vocational teachers

\* Living wage potential is based on MIT's Living Calculator ([livingwage.mit.edu](https://livingwage.mit.edu)) for Illinois in 2024. Occupations with median salaries higher than the living wage for 1 adult + 1 child (\$39.63/hour) are considered as having a "high" living wage potential. Occupations with median salaries only higher than the living wage of 1 adult, no children (\$22.86/hour) are considered as having a "medium" living wage potential, and occupations with median salaries below the living wage of 1 adult, no children (less than \$22.86/hour) are considered as having a "low" living wage potential.

\*\* Illinois Department of Employment Security (2022). Wage Information: Occupational Employment and Wage Statistics (Statewide). Retrieved April 2, 2024, from [ides.illinois.gov/resources/labor-market-information/oews.html](https://ides.illinois.gov/resources/labor-market-information/oews.html)

\*\*\* Illinois Department of Employment Security. Employment Projections (Long-Term Occupational Projections 2020-2030). Retrieved April 2, 2024, from [ides.illinois.gov/resources/labor-market-information/employment-projections.html](https://ides.illinois.gov/resources/labor-market-information/employment-projections.html)